

TECHNICAL NOTE

To: All Users
Service and Support Team
Sales Team

By: Dovi Engler

Date: 17.07.2015

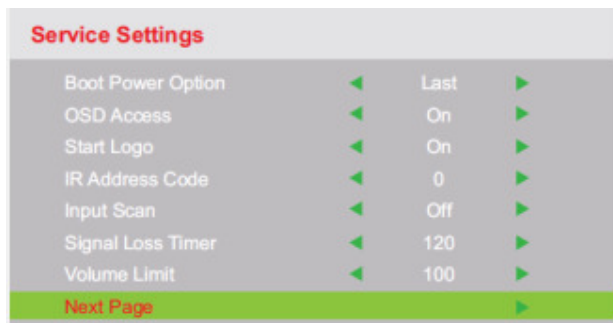
Implementation: Immediately

Controlling DFU power via HDMI-CEC commands

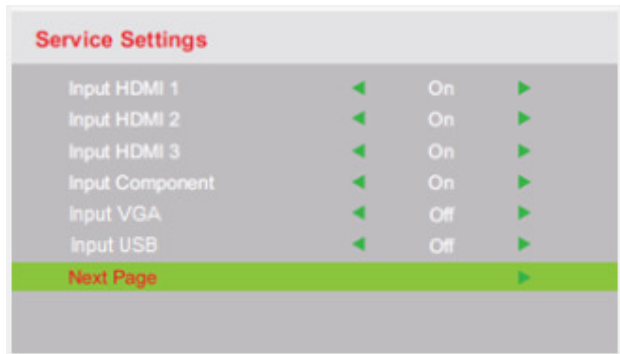
This document is needed for customers and 3rd party integration project partners wishing to control our DFU via HDMI-CEC protocol.

The DFU will accept "Power On" command code 04 and "Power Standby" command code 36.

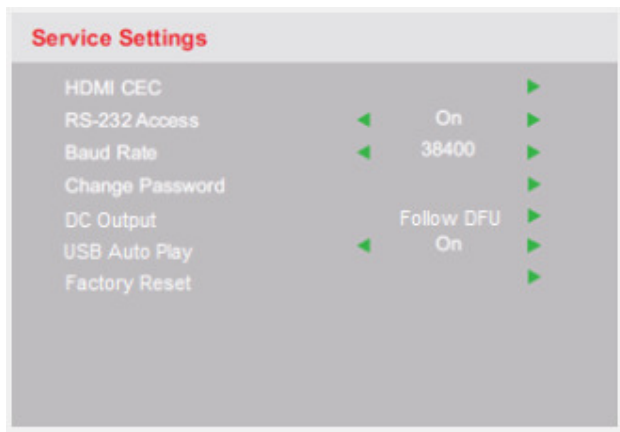
Please find the relevant DFU Service Settings needed for that functionality as below:



- Set "Boot Power Option" >>> "Standby" (Not really for that issue but preferred state)
- Set "Input Scan" >>> "On"
- Set "Signal Loss Timer" >>> "5 Sec"
- Goto "Next Page"



- Set all "Unused" Inputs to >>> "Off"
- Goto "Next Page"



- Set "HDMI CEC" >>> "On"
- Exit "Service Settings"